

#الطائف\_من\_جديد

رؤية  
VISION 2030  
المملكة العربية السعودية  
KINGDOM OF SAUDI ARABIA

TU  
جامعة الطائف  
TAIF UNIVERSITY

# برنامج المصفوفات الرياضية (MATLAB)

خدمات التعليم الإلكتروني وتقنية المعلومات

عمادة التعليم الإلكتروني وتقنية المعلومات

## برنامج المصفوفات الرياضية (MATLAB)

تعلن عمادة التعليم الإلكتروني وتقنية المعلومات عن توفر برنامج المصفوفات الرياضية (MATLAB)، لكافة منسوبي الجامعة من الطلاب والموظفين وأعضاء هيئة التدريس، وكل من لديه إيميل جامعي "@tu.edu.sa".

- ✓ ويمكن تحميل البرنامج من خلال الرابط <https://bit.ly/34cRHt0>
- ✓ والتسجيل بالإيميل الجامعي ليتم تثبيته بنسخة مفتوحة لمدة سنتين،
- ✓ كما يمكن استخدام البرنامج online دون الحاجة لتحميله.
- ✓ وللدعم والمساعدة يمكنكم التواصل مع قسم الدعم الفني بالعمادة.



# شرح تثبيت برنامج وتفعيل MATLAB

الدخول على الرابط التالي: <https://bit.ly/34cRHt0>

MathWorks®  
Taif University  
Get Software | Learn MATLAB | Teach with MATLAB | What's New

MATLAB Access for Everyone at  
Taif University

MATLAB® & SIMULINK®

Where will MATLAB and Simulink take you?  
82% of Fortune 100 companies use MATLAB,  
which means that you'll take your ideas beyond the classroom to help drive new  
technology and advance your career.

Get MATLAB and Simulink  
See list of available products

Desktop. Online. Mobile.  
Free through your school's license.

الضغط هنا

Sign in to get started

We will not sell or rent your personal contact information. See our [privacy policy](#) for details.

Need installation help? Contact Support



# شرح تثبيت برنامج وتفعيل MATLAB



MathWorks 帐户

To download MATLAB, you must have a MathWorks Account created with your university email address.



Email

No account? [Create one!](#)

By signing in you agree to our [privacy policy](#).

Next

الضغط هنا  
لإنشاء عضوية

[Problems Signing In?](#)

[FAQ](#)

[Send us your feedback](#) if you have questions or comments.

# شرح تثبيت برنامج وتفعيل MATLAB

MathWorks®

MathWorks Account

## Create MathWorks Account

Email Address  ✓

**i** To access your organization's MATLAB license, use your work or university email.

Location

Which best describes you?

Are you at least 13 years or older?  Yes  No

أدخل إيميلك الجامعي  
واختار الدولة وحدد مؤهلك

ثم الضغط هنا

United States

Patents | Trademarks | Privacy Policy | Preventing Piracy | Application Status

© 1994-2020 The MathWorks, Inc.

Join the conversation

# شرح تثبيت برنامج وتفعيل MATLAB



## MathWorks Account

### Verify your email address

1. Go to your inbox for [redacted]@tu.edu.sa.
2. Click the link in the email we sent you.

سيصلك على إيميلك الجامعي رابط  
لتفعيل العضوية والتأكد من الإيميل  
قم بفتح إيميلك الجامعي والدخول لرسالة التفعيل  
والضغط على رابط تفعيل الإيميل الموجود في الرسالة

### Didn't receive the email?

- Check your spam folder.
- [Send me the email again.](#)
- If you still have not received the email, see [Email Verification](#) or contact [Customer Support](#).

# شرح تثبيت برنامج وتفعيل MATLAB

MathWorks®

MathWorks Account

To finish creating your profile, provide the following information for shurbaji@tu.edu.sa

First Name  ✓

Last Name  ✓

Password  ✓

Password Confirmation  ✓

What describes your role? Student (Undergraduate) ✓

Department Electrical and Computer Engineering ✓

Location of your School/University  
Please provide the following information in English.

Location of School/University Saudi Arabia ✓

School / University Taif University ✓

**i** Based on your email address, you will be added to a MATLAB License belonging to your university.

Help

Technical problems or questions about your account?

Yes! Direct me to the Contact Support page.

I accept the [Online Services Agreement](#)

**ثم الضغط هنا**

Create

**أدخل بياناتك الشخصية لإكمال تسجيل العضوية**

# شرح تثبيت برنامج وتفعيل MATLAB

The screenshot shows the MathWorks account page. At the top, there is a navigation bar with the MathWorks logo and links for Products, Solutions, Academia, Support, Community, and Events. A search bar is also present. Below the navigation bar, there is a section for 'MathWorks Account' with a search bar and a list of account settings: My Account, Profile, Security Settings, Quotes, Orders, and Community Profile.

A green notification box states: "Your account has been created and license 40641041 has been linked with your account." Below this notification are three buttons: "Use MATLAB Online", "Install MATLAB", and "Return to previous task".

The main content area is titled "My Software" and features a table with the following columns: License, Label, Option, and Use. The table contains one entry for license 40641041, labeled "MATLAB (Individual)", with the option "Total Headcount" and the use "Academic".

Below the table, there are two green arrows pointing to the "License" and "Use" columns. The arrow pointing to the "License" column is accompanied by the text "قم بالضغط هنا لتحميل برنامج MATLAB" (Click here to download MATLAB program). The arrow pointing to the "Use" column is accompanied by the text "بعد تفعيل الإيميل وعند تسجيل الدخول بعضويتك ستجد بأنه تم إصدار ترخيص خاص بك" (After activating the email and logging in with your account, you will find that a special license has been issued for you).

On the left side of the page, there is a sidebar with a "WA" logo and links for MATLAB Drive, MATLAB Online, My Courses, Service Requests, and Bug Reports.



# شرح تثبيت برنامج وتفعيل MATLAB



AA

## Downloads

FAQ | Installation and Licensing Help

Contact support

### Select Release

- R2022b Prerelease
- ✓ R2022a
- R2021b
- R2021a
- Show More



اختر الإصدار المطلوب  
من البرنامج ثم قم بتحميله

## R2022a

I WANT TO: Install Products

### Get MATLAB and Simulink Products

Download for Windows  
(209 MB)

Download for macOS  
Download for Linux

اختر نوع  
نظام التشغيل

> Get Polyspace Bug Finder Products

> Get RoadRunner Products

Can't find what you are looking for?

### About R2022a

Latest Features  
Release Notes  
System Requirements

### License Resources

License Center  
Software Maintenance Service

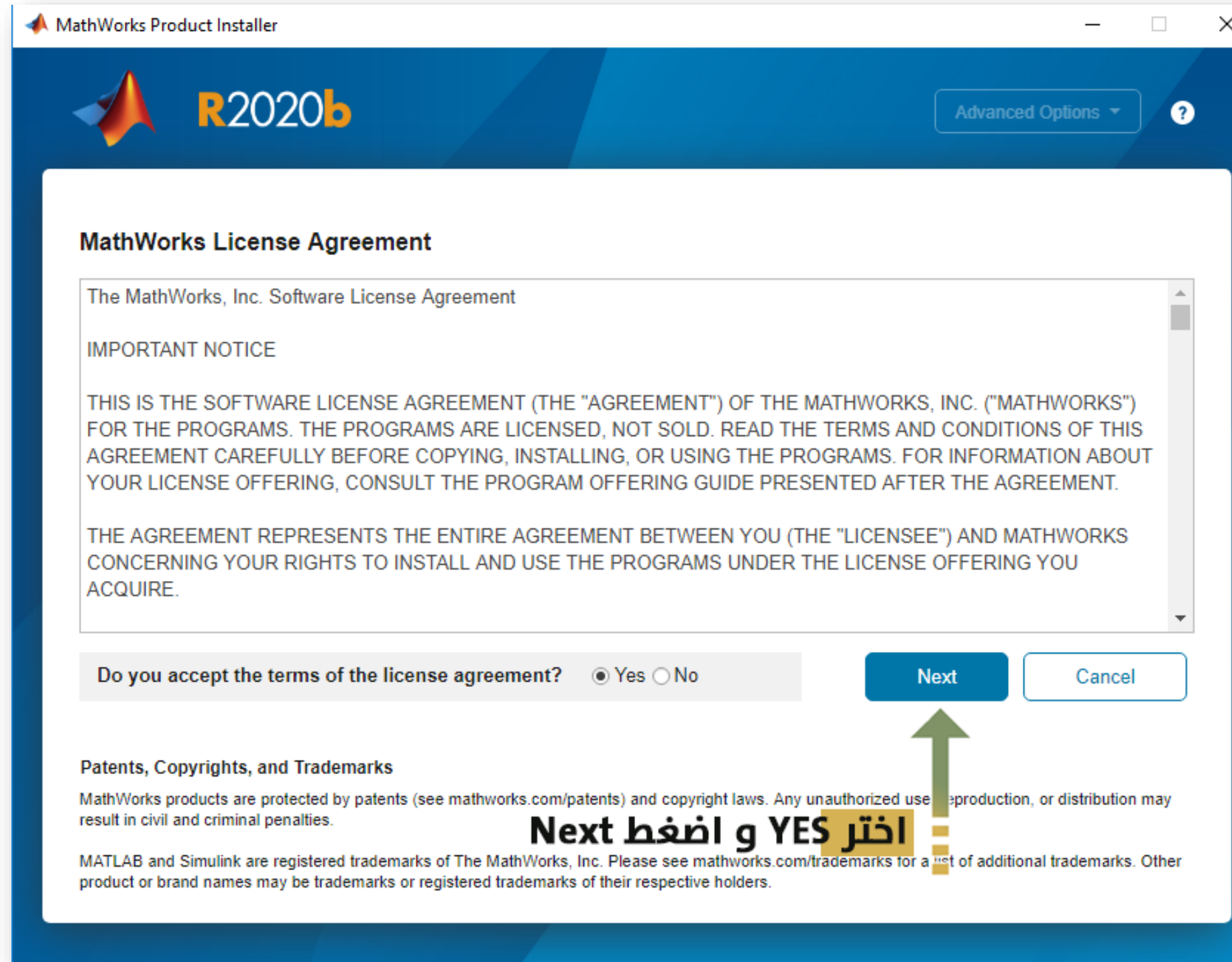
### 🚀 R2022b Prerelease

Preview and test the next product release.

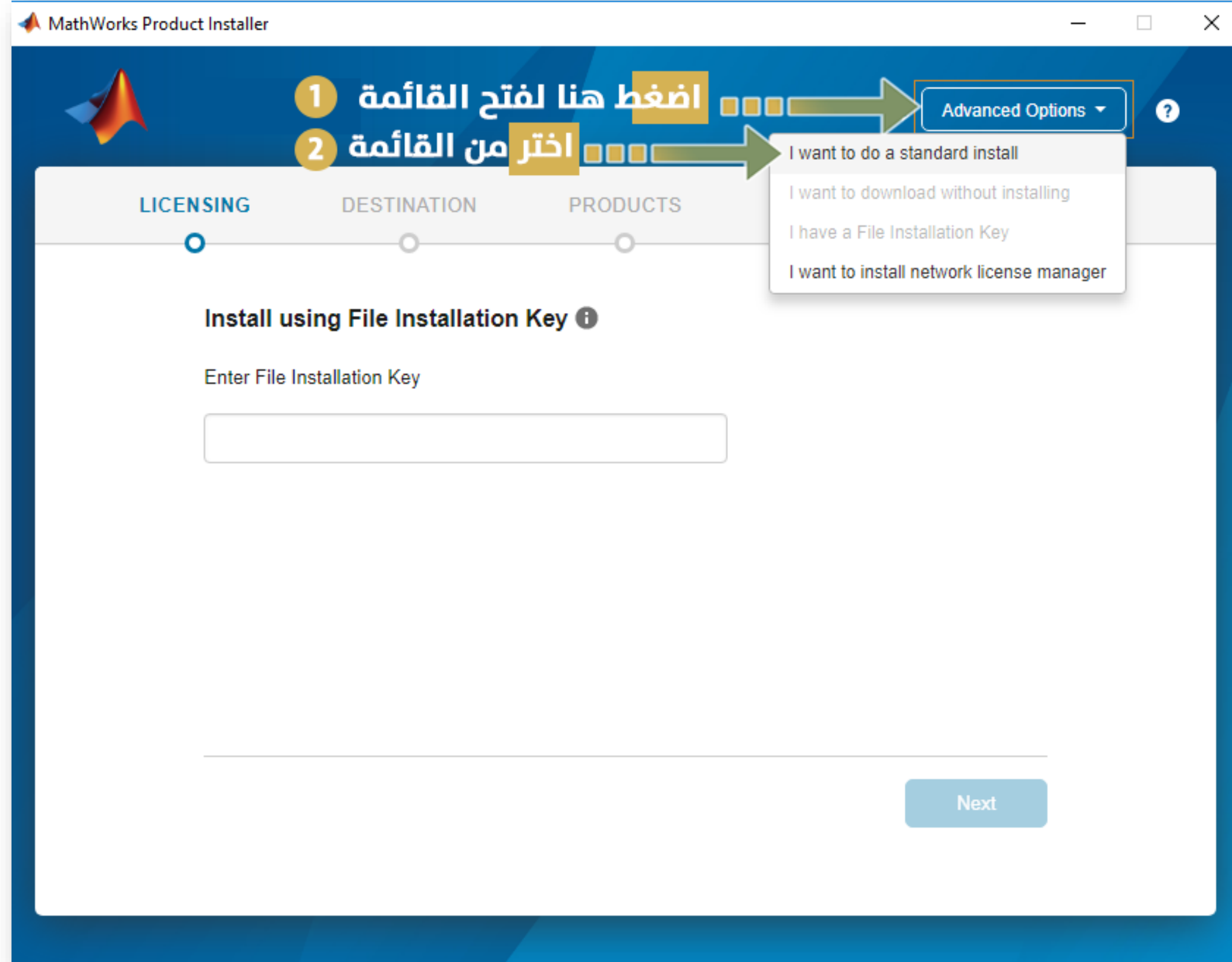
Get R2022b Prerelease

# شرح تثبيت برنامج وتفعيل MATLAB

بعد تحميل البرنامج وتشغيله سيظهر لك التالي ، قم بعمل الخطوات التالية



# شرح تثبيت برنامج وتفعيل MATLAB



# شرح تثبيت برنامج وتفعيل MATLAB





# شرح تثبيت برنامج وتفعيل MATLAB

MathWorks Product Installer

R2020b

Advanced Options

LICENSING DESTINATION PRODUCTS OPTIONS CONFIRMATION

Select license

Licenses:

License	Label	License Use and Option
40641041	MATLAB (Individual)	Academic - Total Headcount

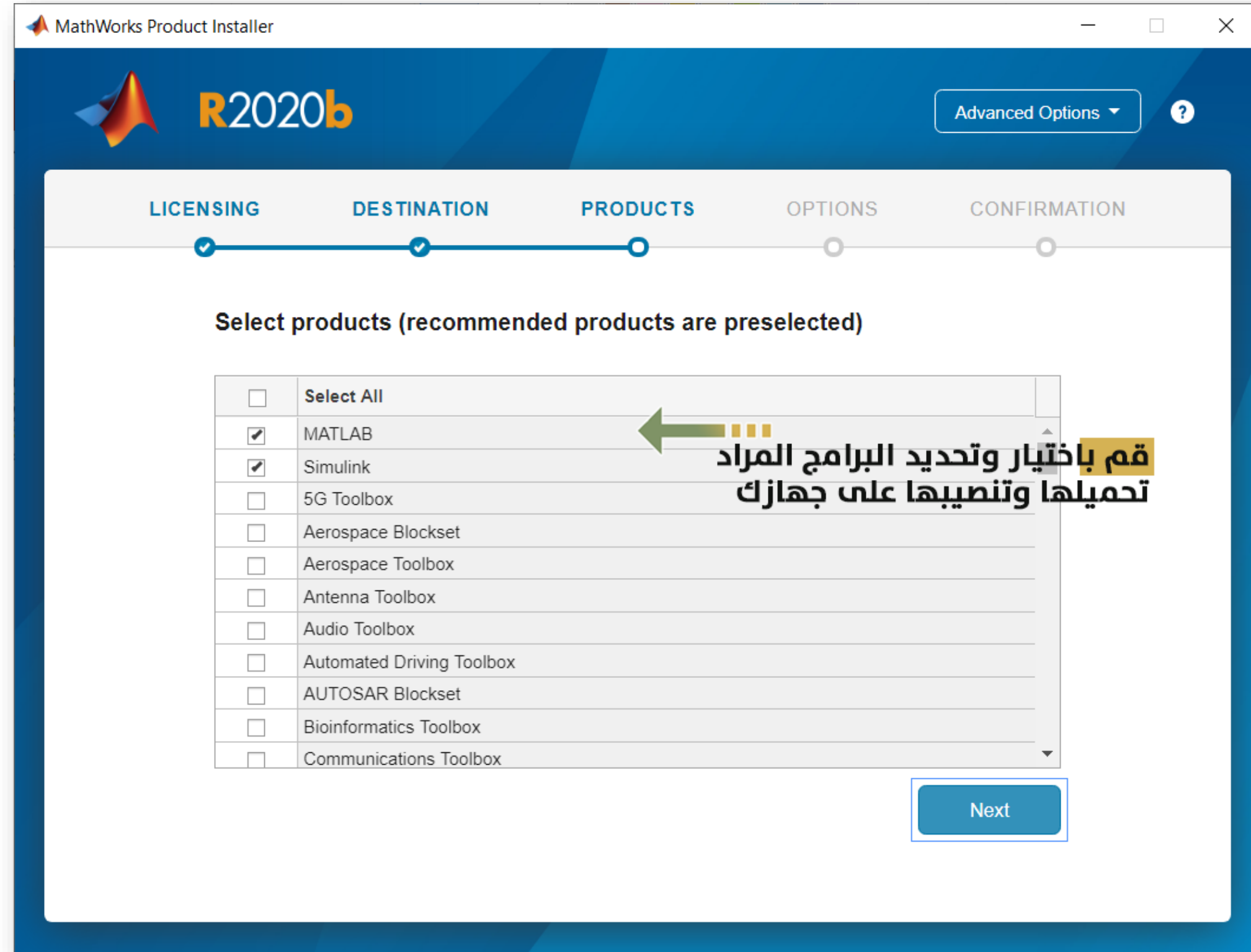
ستظهر لك نسخة الترخيص الخاص بحسابك الأكاديمي

Enter Activation Key: ⓘ

الضغط هنا

Next

# شرح تثبيت برنامج وتفعيل MATLAB



# شرح تثبيت برنامج وتفعيل MATLAB



# شكراً لكم

عمادة التعليم الإلكتروني وتقنية المعلومات  
جامعة الطائف